



**Three-wheel and Four-wheel, Sit-down,
Counterbalanced Electric**

J30-40XNT/XN Series



J30-40XNT/XN SERIES

The J30-40XNT/XN is the newest series of electric lift trucks from Hyster Company. These trucks offer numerous advantages in performance and ergonomics that make them some of the most operator-friendly AC-powered lift trucks on the market.

The innovative design of our three-wheel and four-wheel electric trucks, provide you with a variety of solutions depending on your needs. The compact design and tight turning radius of the three-wheel truck gives you incredible maneuverability in the tightest locations. The four-wheel truck, with its Zero Turning Radius (ZTR) axle offers maneuverability similar to a three-wheel truck, with greater comfort when traveling over longer distances.

A newly-designed operator module provides a comfortable and productive operator compartment that features substantial floor space and a relocated multifunction display for enhanced visibility and load control. A redesigned hood provides full battery service access reducing downtime.

Superior operator comfort and customizable performance, that matches operator skill with individual performance needs, enable the new J30-40XNT/XN to give maximum productivity throughout the entire shift.

The new J30-40XNT/XN delivers more bottom-line savings by increasing productivity and uptime through the use of AC motors and transistor controller technology for all traction and hydraulic systems, which reduce the frequency and cost of maintenance.

Using cutting-edge componentry and intelligent system design, the J30-40XNT/XN operates longer, with minimal downtime. The new J30-40XNT/XN series is assembled on a new state-of-the-art assembly line utilizing the latest in manufacturing processes and techniques.





HYSTER 35

HYSTER

Safety

RAISING THE STANDARD FOR LIFT TRUCKS

A Exclusive VISTA Mast

High strength hot-rolled steel mast channels and flush-faced design improve capacity retention at high lifts. Compact cast steel cross members optimize visibility and rigidity. Six canted 3-inch full-face load rollers roll on the web and the flange simultaneously, eliminating the need for side thrust rollers or wear plugs.

B Tilt Steer Column

The infinitely adjustable tilt steer column with optional telescopic column and tilt memory accommodates all operators easily. Assisted by a gas-spring and an easy-to-reach lever, obtaining your preferred position is simple.

C Removable Floor Plate

Two-piece steel floor plate and side plates are easily removed to provide instant service access. A thick molded rubber floor mat seals the floor area to reduce noise and vibration for a more comfortable ride.

D Pacesetter VSM

The computer "brain" of these lift trucks manages all vehicle systems to optimize performance, significantly increase overall reliability and enhance diagnostic capability to give maximum uptime.

E Drive Axle

The sealed design of the drive axle enhances dependability and reliability for a longer service life. Hyster premium oil-cooled wet disc brakes provide smooth stopping with reduced pedal effort as well as long brake life.

F Sealed Transmission

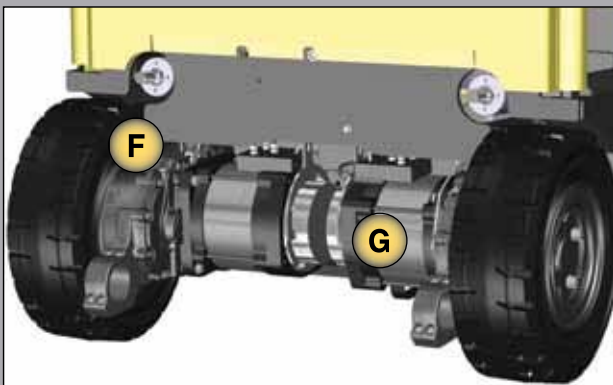
New transmission is lubricated for life so there is no need to change the transmission oil.

G AC Motors

The brushless AC traction and hydraulic motors, powered by transistor controls, are durable enough to handle your toughest duty cycle, with reduced maintenance costs and enhanced productivity.

H Overhead Guard

The unique grid-style pattern improves visibility while protecting operators and strengthening the truck's structure. The front, curved OHG leg design affords greater shoulder clearance for easier operator entry and exit.





I LED Lights

Bright and long lasting, the optional LED front and rear working lights and brake/tail/back-up lights rarely need replacing. The plastic lens meets the FDA requirement for use in food applications.

J Multifunction Display

The location of the multifunction display provides maximum forward visibility and ease of operation. The display does not obstruct the forward view of the operator and is within easy reach of the operator, supervisor or service technician for quick access to truck functions, diagnostics and troubleshooting.

K Fatigue-Reducing Operator Compartment

Ergonomically designed operator compartment helps enhance overall productivity. Features include: increased foot space and optimized step height for easy entry and exit; fully adjustable, full suspension seat (optional) with low whole body vibration levels; infinitely adjustable steering column with optional memory tilt and telescopic steering wheel and low effort e-hydraulic controls. The standard non-suspension seat and optional suspension and swivel seats are all easily adjusted to provide a more customized, comfortable ride.

L Rear Drive Handle



Optional handle provides an excellent hand hold for reverse driving while giving ready access to the auxiliary horn button for use when approaching cross-aisles and pedestrian traffic areas.

M Four-wheel Design

The J30-40XN series features a Zero Turn Radius (ZTR) steer axle which provides advanced turning capability and superb maneuverability during operation. The Hyster stability system reduces truck lean in turns, allowing superior travel over uneven surfaces. The stability system requires no maintenance.

N Three-wheel Design

The J30-40XNT series three-wheel configuration provides a tighter turning radius for unparalleled maneuverability that makes stacking in limited space and congested loading bays easier than ever. The dual steer wheels provide a smoother, more stable ride. The rack-and-pinion hydraulic actuator is sealed from contaminants and moisture for reliable, maintenance-free operation.




Hyster Company has an 80-year history of engineering and manufacturing reliable and productive lift trucks. The new Hyster® J30-40XNT/XN series continues that legacy with a lift truck that was designed and built to be the most dependable in the marketplace.

World-Class Dependability

- Oil-Cooled Wet Disc Brakes are completely sealed from water and other contaminants for extremely long brake service life.
- Auto Deceleration System extends brake life by automatically slowing the truck through regenerative braking when the accelerator pedal is released.
- Easy-to-use onboard diagnostics through the multifunction display provide fast and accurate troubleshooting for first-time fixes.
- Optional electronic monitoring package reports low fluid level and hydraulic oil filter restrictions.
- Optional LED work lights, brake lights, and tail lights resist vibration and rarely need service.
- Unitized frame construction provides excellent durability and stability, boosting driver confidence and enhancing productivity. *(Photo A)*

Thermal Management System

- Large Air Inlet Ports in the rear of the truck are protected, and strategically positioned to provide fresh air intake for controller cooling. *(Photo B)*
- A heat sink is used to draw heat away from the motor controllers. Additional cooling for continual high ambient operation is provided by cooling fans above the heat sink.
- The Hyster-designed thermal management system continuously monitors the J30-40XNT/XN series critical truck functions. Upon identifying an irregularity, it protects the componentry by automatically adjusting truck performance.



A. Rugged Unitized Frame



B. Large Air Inlet Ports



Industrial Strength Electronics

- CANbus communications network reduces wiring complexity, providing superior dependability.
- Non-mechanical, Hall-Effect sensors and switches are designed to outlast the life of the truck.
- Proven tough, Pacesetter VSM industrial onboard computer manages truck operation to maintain world-class dependability and maximize uptime.
- Double-sealed electrical connectors provide waterproof and contaminant protection.
- Smart, one-way routing path for wire harnesses ensures consistent high-quality assembly while increasing durability and simplifying maintenance when needed.

Hassle-Free Hydraulics

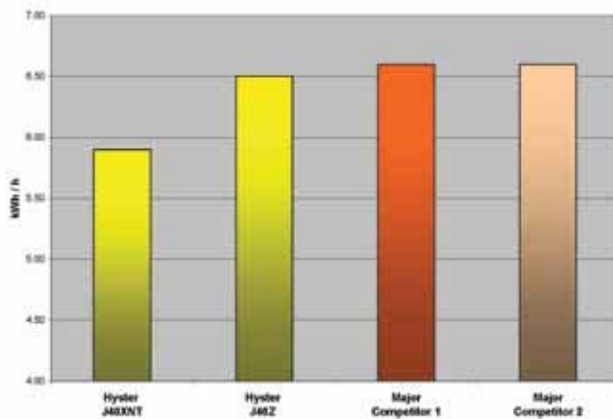
- Leak-free O-ring face seal fittings reduce leaks for enhanced reliability.
- A 10-micron high-performance in-tank filtration system captures 99.5% of hydraulic system debris, significantly extending component life.
- Smart placement of the control valve and hydraulic lines away from heat sources reduces operating temperature, extending the life of seals and hoses for unbeatable reliability.

The Hyster® J30-40XNT/XN series lowers your cost of operations by delivering enhanced productivity, lower energy consumption, advanced dependability, and reduced maintenance costs. The standard AC traction and hydraulic motors set the standard in materials handling, significantly reducing maintenance requirements.

Brushless AC Technology

- Eliminates motor brushes.
- Requires no periodic maintenance.
- Eliminates scheduled downtime and the cost for parts and service.
- Eliminates the service requirements created by brush wear dust.
- Does away with the commutator and its related parts and service costs.

Lowest Energy Consumption



According to the VDI Energy Cycle Standardized Test, the Hyster J30-40XNT/XN series provides the lowest energy consumption versus the competition. Better energy utilization saves money and reduces impact on the environment.

Vehicle System Manager

All vehicle systems are managed electronically to optimize performance and significantly increase overall reliability, enhancing diagnostic capabilities to maximize uptime. The Pacesetter VSM (Vehicle System Manager) enables customization of truck performance to suit application needs.

- Communicates with motor controllers and operator display via CANbus
- Monitors truck functions and stores data
- Advanced thermal management and truck diagnostics
- Interfaces Service and Diagnostic Tools
- Interfaces all operator control devices
- Interfaces all on-board sensors



A. Easy Battery Access

Superior Serviceability

- The J30-40XNT/XN series utilizes CANbus communications to simplify wiring and improve serviceability.
- State-of-the-art onboard diagnostics reduce repair time and minimize expensive parts swapping.
- Direct access for service is a key element for easier daily checks or service resulting in improved productivity.
- Easy battery access is provided via the gas spring-assisted hood and quick release handle. (Photo A)

Unrestricted service access

- Two-piece floor plate and step plate can be easily removed for access to:
 - Brake fluid reservoir
 - Hydraulic valve
 - VSM
 - Tilt Cylinders
- Lift out floor plate requires no tools, for quick and easy daily operator checks.

The superior ergonomic design of the new J30-40XNT/XN means greater comfort for your operator. Enhanced ergonomics combined with customizable performance characteristics enhance overall productivity and uptime.

Superior Operator Compartment

- Easy-to-use 3-point entry design of operator compartment uses a large molded hand grip, hip restraint and open anti-slip step with a low step height to minimize muscle/joint strain during entry/exit.
- Seat is rotated 3° to the right for a more natural operating position and the optional full suspension seat offers adjustable weight control, easy fore/aft adjustment, and an adjustable seat back angle for the most comfortable working position.
- Uncluttered floor area and thick rubber floormat provide greater operator comfort. Forward placement and angle of pedals provide more operator foot room. Placement and size of brake pedal allows actuation with either foot.

Hydraulic Controls

- Standard Seat Side Mechanical Levers are positioned for maximum operator comfort and offer an optional integrated thumb-actuated directional control switch.
- Optional Electro-Hydraulic Controls with TouchPoint mini-levers provide precise fingertip control of all hydraulic functions. An adjustable armrest, mounted on the operator seat, positions the mini-levers in the most comfortable and efficient position. The armrest is cushioned and contoured to provide full forearm support. The hydraulic functions, seat side directional control switch, horn and power disconnect button are all incorporated in the armrest to maximize operator comfort and ease of use.

Minimal Effort Operation

- Improved brake pedal layout and the minimal braking requirements of the Auto Deceleration System significantly reduce operator fatigue.
- An infinitely adjustable steer column, and optional telescopic steer column with tilt memory, assures the right fit for any operator.



Uncluttered Floor Space

- A choice of 6 different seats enables a more customizable level of operator comfort through its enhanced design and adjustable features.
- Increased shoulder clearance — a result of the redesigned front curved overhead guard leg.
- The standard 12-inch steering wheel with integrated spinner knob reduces fatigue, provides more knee room, and goes lock-to-lock in just 4 turns for superior efficiency, maneuverability and control.
- Automatic Park Brake automatically applies the park brake when the truck is stationary and releases the park brake when the accelerator pedal is depressed.
- Rear drive handle (optional) provides an excellent hand hold for reverse driving while giving ready access to the auxiliary horn button for use when approaching cross-aisles and pedestrian traffic areas.



Superior Operator Compartment



Ergonomic Rear Drive Handle

Increase throughput and sales volume while reducing operating costs. Productivity means moving more of your loads in less time with less cost. The Hyster® J30-40XNT/XN series has been proven to be a leader in productivity.

Superior Operator Control

- Exclusive VISTA Mast provides fast lift and lower speeds combined with superb visibility to make the VISTA mast among the best in the industry. *(Photo A)*
- The optional integral sideshift provides excellent visibility and affords greater capacities than carriage mounted sideshifts.
- Low effort, ergonomically placed seat side hydraulic levers, with optional thumb-actuated seat side directional control provide operator comfort minimizing fatigue and maximizing productivity.
- Choose from the seat side directional control or the Hyster-exclusive MONOTROL® pedal for quicker, smoother control of travel speed and direction, improving operator efficiency and further enhancing productivity. *(Photo B, Photo C)*
- Infinitely adjustable tilt steer column provides increased comfort and minimizes fatigue.
- On-demand hydrostatic steering provides low effort steering and superior control with reduced noise.
- Power-assisted braking improves brake life while reducing operator effort.
- Multifunction Display, located in the upper right corner of the operator's compartment, offers greater visibility for the operator with a large, LCD backlit screen for easy viewing and indicator icons for at-a-glance system status. *(Photo D)*
 - Battery State of Charge Indicator
 - Low Battery Lift Interrupt Program
 - Hour Meter
 - Performance Mode Indicator
 - Fault Indicator
 - Four Operator Selectable, Programmable Performance Modes
- The Operator Convenience Station provides industry-leading dash storage area creating a productive work environment for the operator with dedicated storage areas for markers, cell phone, PDA or 2-way radios, gloves, clipboards, pick tickets, beverages, flashlight, box-cutter... a place for almost anything an operator needs. *(Photo E)*



A. Superb Visibility

AC Technology

- Delivers quick and smooth changes in travel direction, offers precise speed control with excellent acceleration, significantly increasing productivity.
- The standard "Extended Shift" feature allows enhanced run time without recharging over longer periods.
- Maintains top speed regardless of load or battery discharge level when "Extended Shift" is off.
- AC transistor hydraulic control enables precise load handling with greater efficiency and less noise.
- Hyster-designed thermal management system maximizes performance during continuous operation, while preventing damage to components due to heat.

Performance Modes

- Adjustment of customizable performance parameters to match your application needs is accessible via the multifunction display and technician password protection.
- A significant increase in loaded travel speeds and acceleration rates beyond the standard setting is possible when the "Extended Shift" setting is turned off.
- Our standard "Extended Shift" AC controller setting provides the optimum balance between performance needs and battery shift life.



B. Convenient Seat Side Directional



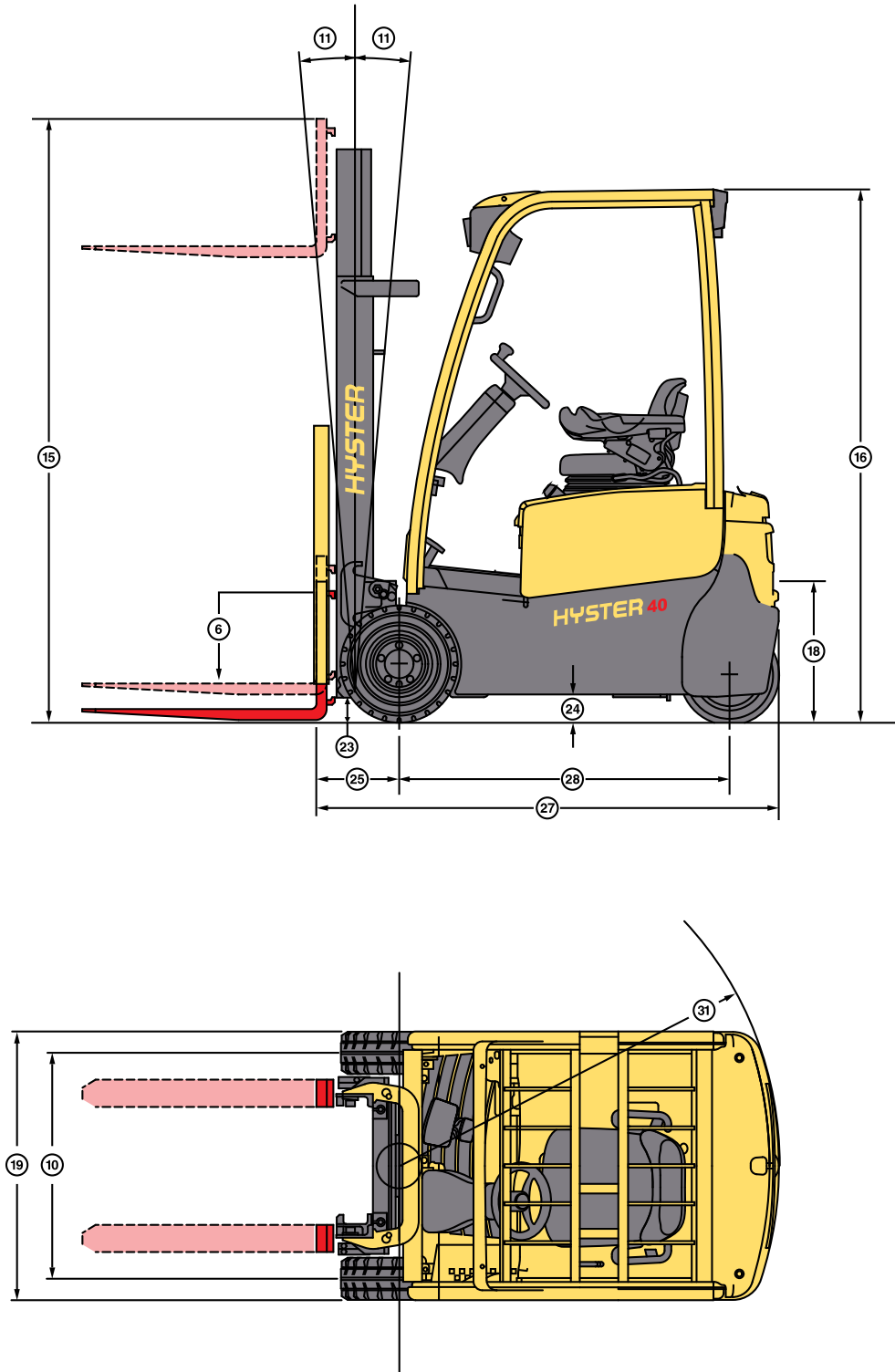
C. Efficient Monotrol Pedal



D. High Visibility Multifunction Display



E. Versatile Operator Convenience Station



Circled dimensions correspond to the line numbers on the tabulated chart inside the Technical Guide. Dimensions are in inches (millimeters).

J30XNT SPECIFICATIONS

11

GENERAL	1		Manufacturer		Hyster	
	2		Model Designation		J30XNT	
3		Power		Electric		
4		Operation		Sit		
5		Rated Capacity		lb. (kg) 3000 (1361)		
6		Load Center		in. (mm) 24 (610)		
TIRES	7		Tire Type - Cushion, Solid, Pneumatic, etc. (Drive/Steer)		Pneumatic Shaped Solid / Pneumatic Shaped Solid	
	8		Tire Size (Drive/Steer)		18 x 7-8 / 15 x 4.5-8	
9		Wheels - Number X=Driven (Drive/Steer)		2X / 2		
10		Tread Ctr. of Tires (Drive/Steer)		in. (mm) 35 / 7 (889 / 179)		
DIMENSIONS	11		Mast Tilt		Std Opt Opt degrees 5F / 5B 10F / 5B 5F / 4B	
	12		Mast - Lowered Height		Std Mast in. (mm) 78 (1980)	
	13		Free Lift - Top of Fork		Std 2 Stg Limited Free Lift Mast in. (mm) 5 (140)	
	14				Opt 2 Stg Full Free Lift Mast with/without LBR in. (mm) 29 / 55 (750 / 1405)	
	15		Lift Height - Top of Fork		Std 2 Stg Limited Free Lift Mast in. (mm) 119 (3032)	
	16		Mast - Extended Height		Std Mast with/without LBR in. (mm) 168 / 142 (4262 / 3606)	
	17		Overhead Guard Height		Std/Flat Plate/Drive in Rack in. (mm) 81.5 / 77.9 / 81.5 (2070 / 1979 / 2070)	
	18		SIP to Bottom Std OHG		Nominal Std/Susp/Swivel in. (mm) 38.9 / 39.2 / 38.7 (989 / 997 / 985)	
	19		Tow Pin Height		Vertical Center of Pin in. (mm) 21.2 (540)	
	20		Overall Width		in. (mm) 41.3 (1050)	
	21		Forks		Thickness x Width x Length in. (mm) 1.6 x 3.9 x 42 (40 x 100 x 1067)	
	22		Standard Carriage Width		in. (mm) 38.5 (977)	
	23		Floor to Top of Battery Rollers		in. (mm) 7 (178)	
	24		Ground Clearance		Lowest Point (NL/RL) in. (mm) 2.8 / 2.8 (70 / 70)	
	25		Ground Clearance		Center of Truck (NL/RL) in. (mm) 3.7 / 3.5 (95 / 90)	
	26		Load Distance		Center of Wheel to Face of Forks in. (mm) 12.6 (321)	
	27		Battery Compartment		Height Std/Battery Rollers/Tall in. (mm) 23.9 / 25.4 / 26.7 (607 / 645 / 677)	
	28				Width in. (mm) 39 (990)	
29				Length in. (mm) 21.5 (546)		
30		Length to Face of Forks		Chassis Length in. (mm) 71.2 (1808)		
31		Wheelbase		in. (mm) 50.8 (1290)		
32		Right Angle Stack		in. (mm) 122.2 (3103)		
33		Equal Aisle		90° Intersecting Aisle in. (mm) 69.3 (1759)		
34		Outside Turning Radius		in. (mm) 58.3 (1481)		
WT.	35		Truck Weight		Without Battery (NL) lb. (kg) 5100 (2313)	
	36		Axle Loading - Drive		Static with Max. Wt. Battery (NL/RL) lb. (kg) 3553 / 8718 (1612 / 3954)	
	37		Axle Loading - Steer		Static with Max. Wt. Battery (NL/RL) lb. (kg) 3743 / 1578 (1698 / 716)	
PERFORMANCE	38		Voltage		36 48	
	39		Travel Speed		Extended Shift OFF (NL/RL) mph (km/h) 9.8 / 9.8 (15.7 / 15.7) 9.8 / 9.8 (15.7 / 15.7)	
	40				Extended Shift ON (NL/RL) mph (km/h) 8.7 / 8.7 (14.0 / 14.0) 8.7 / 8.7 (14.0 / 14.0)	
	41		Lift Speed		Std 2 Stg LFL Mast (NL/RL) ft/min (m/sec) 134 / 77 (0.68 / 0.39) 128 / 94 (0.65 / 0.48)	
	42				Opt 2 Stg FFL Mast (NL/RL) ft/min (m/sec) 120 / 75 (0.61 / 0.38) 114 / 89 (0.58 / 0.45)	
	43				Opt 3 Stg FFL Mast (NL/RL) ft/min (m/sec) 120 / 75 (0.61 / 0.38) 114 / 89 (0.58 / 0.45)	
	44				Opt 4 Stg FFL Mast (NL/RL) ft/min (m/sec) 126 / 77 (0.64 / 0.39) 120 / 91 (0.61 / 0.46)	
	45		Lower Speed		Std 2 Stg LFL Mast (NL/RL) ft/min (m/sec) 93 / 100 (0.47 / 0.51)	
	46				Opt 2 Stg FFL Mast (NL/RL) ft/min (m/sec) 77 / 91 (0.39 / 0.46)	
	47				Opt 3 Stg FFL Mast (NL/RL) ft/min (m/sec) 81 / 91 (0.41 / 0.46)	
	48				Opt 4 Stg FFL Mast (NL/RL) ft/min (m/sec) 94 / 98 (0.48 / 0.50)	
	ELECTRIC	49		Gradability		5 Minute Rating (NL/RL) % 38.4 / 26.5 34 / 25
50				60 Minute Rating (NL/RL) % 6.0 / 4.4 9.9 / 6.5		
51		Drawbar Pull		5 Minute Rating (NL/RL) lbf 2719 / 2714 (12096 / 12072) 2489 / 2437 (11072 / 10840)		
52				60 Minute Rating (NL/RL) lbf 458 / 462 (2038 / 2054) 744 / 691 (3309 / 3074)		
53		Brake		Method of Control (Service/Parking) Hydraulic / Mechanical		
54				Method of Operation (Service/Parking) Foot / Automatic		
OTHER	55		Battery		Type Lead Acid	
	56		Traction Motors (Dual)		60 Minute Rating (Each) hp (kW) 6.4 (4.8) 6.7 (5.0)	
	57		Pump Motor		15 Minute Rating hp (kW) 16.1 (12.0) 16.1 (12.0)	
	58		Traction Motors		Type/Control Method AC / Transistor	
	59		Pump Motor		Type/Control Method AC / Transistor	
	60		Number of Speeds		Traction/Pump Infinitely Variable / Infinitely Variable	
61		Step Height		in. (mm) 19.1 (484)		
62		Floor Height		Lowest Point in. (mm) 21.9 (557)		
63		Attachment Relief Pressure (Mech Levers/Mini Levers)		psi (bar) 2611 / 2248 (180 / 155)		
64		Auxiliary Oil Flow		3rd and 4th Function gal/min (l/min) 5.3 / 10.6 (20 / 40)		
65		Sound Level		Measured per ANSI B56.11.5 dB (A) 65 65		

Above specifications, unless otherwise listed, are for a standard truck without optional equipment. Right Angle Stack and Equal Intersecting Aisle dimensions provided with a 48" long and 40" wide pallet load, allowing zero clearance.

CERTIFICATION: These Hyster® lift trucks meet design specifications of Part II ANSI B56.1-1969, as required by OSHA Section 1910.178(a)(2) and also comply with Part III ANSI B56.1 - revision in effect at time of manufacture. Certification of compliance with the applicable ANSI standards appears on the lift truck.

† NOTE: Performance specifications / ratings are for truck equipped as described under Standard Equipment in this Technical Guide. Performance specifications are affected by the condition of the vehicle and how it is equipped, as well as by the nature and condition of the operating area. Specifications are subject to change and the proposed application should be discussed with your authorized Hyster Company Dealer.

J35XNT SPECIFICATIONS

GENERAL	1		Manufacturer	Hyster
	2		Model Designation	J35XNT
	3		Power	Electric
	4		Operation	Sit
	5		Rated Capacity	lb. (kg) 3500 (1588)
	6		Load Center	in. (mm) 24 (610)
TIRES	7		Tire Type - Cushion, Solid, Pneumatic, etc. (Drive/Steer)	Pneumatic Shaped Solid / Pneumatic Shaped Solid
	8		Tire Size (Drive/Steer)	18 x 7-8 / 15 x 4.5-8
	9		Wheels - Number X=Driven (Drive/Steer)	2X / 2
	10		Tread Ctr. of Tires (Drive/Steer)	in. (mm) 35 / 7 (889 / 179)
DIMENSIONS	11		Mast Tilt	Std Opt Opt degrees 5F / 5B 10F / 5B 5F / 4B
	12		Mast - Lowered Height	Std Mast in. (mm) 78 (1980)
	13		Free Lift - Top of Fork	Std 2 Stg Limited Free Lift Mast in. (mm) 5 (140)
	14			Opt 2 Stg Full Free Lift Mast with/without LBR in. (mm) 29 / 55 (750 / 1405)
	15		Lift Height - Top of Fork	Std 2 Stg Limited Free Lift Mast in. (mm) 119 (3032)
	16		Mast - Extended Height	Std Mast with/without LBR in. (mm) 168 / 142 (4262 / 3606)
	17		Overhead Guard Height	Std/Flat Plate/Drive in Rack in. (mm) 81.5 / 77.9 / 81.5 (2070 / 1979 / 2070)
	18		SIP to Bottom Std OHG	Nominal Std/Susp/Swivel in. (mm) 38.9 / 39.2 / 38.7 (989 / 997 / 985)
	19		Tow Pin Height	Vertical Center of Pin in. (mm) 21.2 (540)
	20		Overall Width	in. (mm) 41.3 (1050)
21		Forks	Thickness x Width x Length in. (mm) 1.6 x 3.9 x 42 (40 x 100 x 1067)	
22		Standard Carriage Width	in. (mm) 38.5 (977)	
23		Floor to Top of Battery Rollers	in. (mm) 7 (178)	
24		Ground Clearance	Lowest Point (NL/RL) in. (mm) 2.8 / 2.8 (70 / 70)	
25		Ground Clearance	Center of Truck (NL/RL) in. (mm) 3.7 / 3.5 (95 / 90)	
26		Load Distance	Center of Wheel to Face of Forks in. (mm) 12.6 (321)	
27		Battery Compartment	Height Std/Battery Rollers/Tall in. (mm) 23.9 / 25.4 / 26.7 (607 / 645 / 677)	
28			Width in. (mm) 39 (990)	
29			Length in. (mm) 25.3 (642)	
30		Length to Face of Forks	Chassis Length in. (mm) 74.9 (1903)	
31		Wheelbase	in. (mm) 54.6 (1386)	
32		Right Angle Stack	in. (mm) 125.9 (3199)	
33		Equal Aisle	90° Intersecting Aisle in. (mm) 70.6 (1793)	
34		Outside Turning Radius	in. (mm) 62.1 (1577)	
WT.	35		Truck Weight	Without Battery (NL) lb. (kg) 5230 (2372)
	36		Axle Loading - Drive	Static with Max. Wt. Battery (NL/RL) lb. (kg) 3704 / 9557 (1680 / 4335)
	37		Axle Loading - Steer	Static with Max. Wt. Battery (NL/RL) lb. (kg) 3917 / 1565 (1777 / 710)
PERFORMANCE	38		Voltage	36 48
	39		Travel Speed	Extended Shift OFF (NL/RL) mph (km/h) 9.8 / 9.8 (15.7 / 15.7) 9.8 / 9.8 (15.7 / 15.7)
	40			Extended Shift ON (NL/RL) mph (km/h) 8.7 / 8.7 (14.0 / 14.0) 8.7 / 8.7 (14.0 / 14.0)
	41		Lift Speed	Std 2 Stg LFL Mast (NL/RL) ft/min (m/sec) 134 / 71 (0.68 / 0.36) 128 / 89 (0.65 / 0.45)
	42			Opt 2 Stg FFL Mast (NL/RL) ft/min (m/sec) 120 / 69 (0.61 / 0.35) 114 / 85 (0.58 / 0.43)
	43			Opt 3 Stg FFL Mast (NL/RL) ft/min (m/sec) 120 / 69 (0.61 / 0.35) 114 / 85 (0.58 / 0.43)
	44			Opt 4 Stg FFL Mast (NL/RL) ft/min (m/sec) 126 / 73 (0.64 / 0.37) 120 / 89 (0.61 / 0.45)
	45		Lower Speed	Std 2 Stg LFL Mast (NL/RL) ft/min (m/sec) 93 / 100 (0.47 / 0.51)
	46			Opt 2 Stg FFL Mast (NL/RL) ft/min (m/sec) 77 / 91 (0.39 / 0.46)
	47			Opt 3 Stg FFL Mast (NL/RL) ft/min (m/sec) 81 / 91 (0.41 / 0.46)
48			Opt 4 Stg FFL Mast (NL/RL) ft/min (m/sec) 94 / 98 (0.48 / 0.50)	
49		Gradability	5 Minute Rating (NL/RL) % 36.2 / 24.3 35.0 / 25.0	
50			60 Minute Rating (NL/RL) % 5.7 / 4.0 9.2 / 5.9	
51		Drawbar Pull	5 Minute Rating (NL/RL) lbf 2719 / 2712 (12093 / 12065) 2479 / 2417 (11027 / 10751)	
52			60 Minute Rating (NL/RL) lbf 457 / 460 (2035 / 2047) 733 / 672 (3261 / 2989)	
53		Brake	Method of Control (Service/Parking) Hydraulic / Mechanical	
54			Method of Operation (Service/Parking) Foot / Automatic	
55		Battery	Type Lead Acid	
56		Traction Motors (Dual)	60 Minute Rating (Each) hp (kW) 6.4 (4.8) 6.7 (5.0)	
57		Pump Motor	15 Minute Rating hp (kW) 16.1 (12.0) 16.1 (12.0)	
58		Traction Motors	Type/Control Method AC / Transistor	
59		Pump Motor	Type/Control Method AC / Transistor	
60		Number of Speeds	Traction/Pump Infinitely Variable / Infinitely Variable	
OTHER	61		Step Height	in. (mm) 19.1 (484)
	62		Floor Height	Lowest Point in. (mm) 21.9 (557)
	63		Attachment Relief Pressure (Mech Levers/Mini Levers)	psi (bar) 2611 / 2248 (180 / 155)
	64		Auxiliary Oil Flow	3rd and 4th Function gal/min (l/min) 5.3 / 10.6 (20 / 40)
65		Sound Level	Measured per ANSI B56.11.5 dB (A) 65 65	

Above specifications, unless otherwise listed, are for a standard truck without optional equipment. Right Angle Stack and Equal Intersecting Aisle dimensions provided with a 48" long and 40" wide pallet load, allowing zero clearance.

CERTIFICATION: These Hyster® lift trucks meet design specifications of Part II ANSI B56.1-1969, as required by OSHA Section 1910.178(a)(2) and also comply with Part III ANSI B56.1 - revision in effect at time of manufacture. Certification of compliance with the applicable ANSI standards appears on the lift truck.

† NOTE: Performance specifications / ratings are for truck equipped as described under Standard Equipment in this Technical Guide. Performance specifications are affected by the condition of the vehicle and how it is equipped, as well as by the nature and condition of the operating area. Specifications are subject to change and the proposed application should be discussed with your authorized Hyster Company Dealer.

J40XNT SPECIFICATIONS

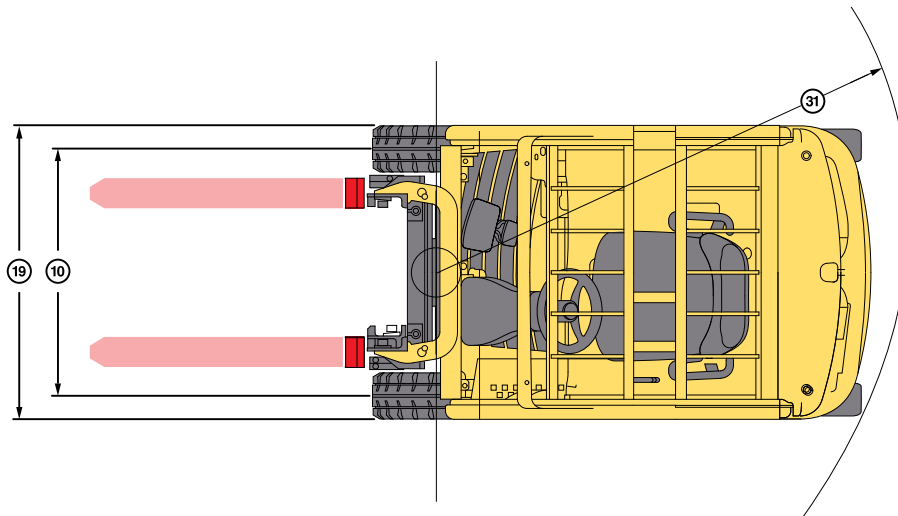
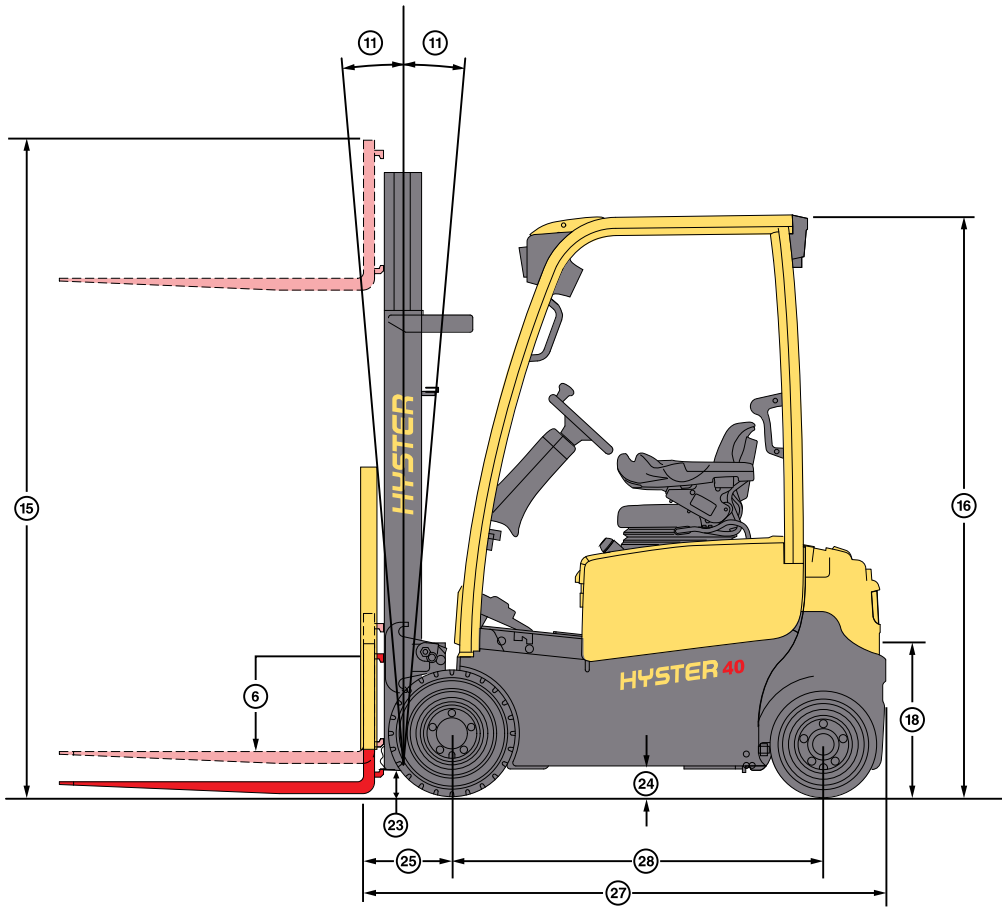
13

GENERAL	1		Manufacturer	Hyster	
	2		Model Designation	J40XNT	
	3		Power	Electric	
	4		Operation	Sit	
	5		Rated Capacity	lb. (kg) 4000 (1814)	
	6		Load Center	in. (mm) 24 (610)	
TIRES	7		Tire Type - Cushion, Solid, Pneumatic, etc. (Drive/Steer)	Pneumatic Shaped Solid / Pneumatic Shaped Solid	
	8		Tire Size (Drive/Steer)	200 / 50-10 / 15 x 4.5-8	
	9		Wheels - Number X=Driven (Drive/Steer)	2X / 2	
	10		Tread Ctr. of Tires (Drive/Steer)	in. (mm) 35.7 / 7 (908 / 179)	
DIMENSIONS	11		Mast Tilt	Std Opt Opt degrees 5F / 5B 10F / 5B 5F / 4B	
	12		Mast - Lowered Height	Std Mast in. (mm) 78 (1980)	
	13		Free Lift - Top of Fork	Std 2 Stg Limited Free Lift Mast in. (mm) 5 (140)	
	14			Opt 2 Stg Full Free Lift Mast with/without LBR in. (mm) 29 / 55 (750 / 1405)	
	15		Lift Height - Top of Fork	Std 2 Stg Limited Free Lift Mast in. (mm) 119 (3032)	
	16		Mast - Extended Height	Std Mast with/without LBR in. (mm) 168 / 142 (4262 / 3606)	
	17		Overhead Guard Height	Std/Flat Plate/Drive in Rack in. (mm) 81.5 / 77.9 / 81.5 (2070 / 1979 / 2070)	
	18		SIP to Bottom Std OHG	Nominal Std/Susp/Swivel in. (mm) 38.9 / 39.2 / 38.7 (989 / 997 / 985)	
	19		Tow Pin Height	Vertical Center of Pin in. (mm) 21.2 (540)	
	20		Overall Width	in. (mm) 43.9 (1116)	
	21		Forks	Thickness x Width x Length in. (mm) 1.6 x 3.9 x 42 (40 x 100 x 1067)	
	22		Standard Carriage Width	in. (mm) 38.5 (977)	
	23		Floor to Top of Battery Rollers	in. (mm) 7 (178)	
	24		Ground Clearance	Lowest Point (NL/RL) in. (mm) 2.8 / 2.8 (70 / 70)	
	25		Ground Clearance	Center of Truck (NL/RL) in. (mm) 3.7 / 3.5 (95 / 90)	
	WT.	26		Load Distance	Center of Wheel to Face of Forks in. (mm) 12.6 (321)
		27		Battery Compartment	Height Std/Battery Rollers/Tall in. (mm) 23.9 / 25.4 / 26.7 (607 / 645 / 677)
		28			Width in. (mm) 39 (990)
29			Length in. (mm) 25.3 (642)		
30		Length to Face of Forks	Chassis Length in. (mm) 74.9 (1903)		
31		Wheelbase	in. (mm) 54.6 (1386)		
32		Right Angle Stack	in. (mm) 125.9 (3199)		
33		Equal Aisle	90° Intersecting Aisle in. (mm) 71.5 (1816)		
34		Outside Turning Radius	in. (mm) 62.1 (1577)		
35		Truck Weight	Without Battery (NL) lb. (kg) 5270 (2390)		
36		Axle Loading - Drive	Static with Max. Wt. Battery (NL/RL) lb. (kg) 3748 / 10437 (1700 / 4734)		
37		Axle Loading - Steer	Static with Max. Wt. Battery (NL/RL) lb. (kg) 3917 / 1229 (1777 / 557)		
PERFORMANCE	38		Voltage	36 48	
	39		Travel Speed	Extended Shift OFF (NL/RL) mph (km/h) 9.8 / 9.8 (15.7 / 15.7) 9.8 / 9.8 (15.7 / 15.7)	
	40			Extended Shift ON (NL/RL) mph (km/h) 8.7 / 8.7 (14.0 / 14.0) 8.7 / 8.7 (14.0 / 14.0)	
	41		Lift Speed	Std 2 Stg LFL Mast (NL/RL) ft/min (m/sec) 134 / 67 (0.68 / 0.34) 128 / 83 (0.65 / 0.42)	
	42			Opt 2 Stg FFL Mast (NL/RL) ft/min (m/sec) 120 / 65 (0.61 / 0.33) 114 / 81 (0.58 / 0.41)	
	43			Opt 3 Stg FFL Mast (NL/RL) ft/min (m/sec) 120 / 65 (0.61 / 0.33) 114 / 81 (0.58 / 0.41)	
	44			Opt 4 Stg FFL Mast (NL/RL) ft/min (m/sec) 126 / 71 (0.64 / 0.36) 120 / 89 (0.61 / 0.45)	
	45		Lower Speed	Std 2 Stg LFL Mast (NL/RL) ft/min (m/sec) 93 / 100 (0.47 / 0.51)	
	46			Opt 2 Stg FFL Mast (NL/RL) ft/min (m/sec) 77 / 93 (0.39 / 0.47)	
	47			Opt 3 Stg FFL Mast (NL/RL) ft/min (m/sec) 81 / 93 (0.41 / 0.47)	
	48			Opt 4 Stg FFL Mast (NL/RL) ft/min (m/sec) 94 / 98 (0.48 / 0.50)	
	ELECTRIC	49		Gradability	5 Minute Rating (NL/RL) % 36.0 / 23.6 34.0 / 21.0
50			60 Minute Rating (NL/RL) % 5.7 / 3.9 9.2 / 5.6		
51		Drawbar Pull	5 Minute Rating (NL/RL) lbf 2719 / 2712 (12093 / 12062) 2479 / 2409 (11027 / 10716)		
52			60 Minute Rating (NL/RL) lbf 457 / 460 (2034 / 2044) 733 / 663 (3261 / 2949)		
53		Brake	Method of Control (Service/Parking) Hydraulic / Mechanical		
54			Method of Operation (Service/Parking) Foot / Automatic		
55		Battery	Type Lead Acid		
56		Traction Motors (Dual)	60 Minute Rating (Each) hp (kW) 6.4 (4.8) 6.7 (5.0)		
57		Pump Motor	15 Minute Rating hp (kW) 16.1 (12.0) 16.1 (12.0)		
58		Traction Motors	Type/Control Method AC / Transistor		
OTHER	59		Pump Motor	Type/Control Method AC / Transistor	
	60		Number of Speeds	Traction/Pump Infinitely Variable / Infinitely Variable	
	61		Step Height	in. (mm) 19.1 (484)	
	62		Floor Height	Lowest Point in. (mm) 21.9 (557)	
63		Attachment Relief Pressure (Mech Levers/Mini Levers)	psi (bar) 2611 / 2248 (180 / 155)		
64		Auxiliary Oil Flow	3rd and 4th Function gal/min (l/min) 5.3 / 10.6 (20 / 40)		
65		Sound Level	Measured per ANSI B56.11.5 dB (A) 65 65		

Above specifications, unless otherwise listed, are for a standard truck without optional equipment. Right Angle Stack and Equal Intersecting Aisle dimensions provided with a 48" long and 40" wide pallet load, allowing zero clearance.

CERTIFICATION: These Hyster® lift trucks meet design specifications of Part II ANSI B56.1-1969, as required by OSHA Section 1910.178(a)(2) and also comply with Part III ANSI B56.1 - revision in effect at time of manufacture. Certification of compliance with the applicable ANSI standards appears on the lift truck.

† NOTE: Performance specifications / ratings are for truck equipped as described under Standard Equipment in this Technical Guide. Performance specifications are affected by the condition of the vehicle and how it is equipped, as well as by the nature and condition of the operating area. Specifications are subject to change and the proposed application should be discussed with your authorized Hyster Company Dealer.



Circled dimensions correspond to the line numbers on the tabulated chart inside the Technical Guide. Dimensions are in inches (millimeters).

J30XN SPECIFICATIONS

15

GENERAL	1		Manufacturer		Hyster	
	2		Model Designation		J30XN	
3		Power		Electric		
4		Operation		Sit		
5		Rated Capacity		lb. (kg) 3000 (1361)		
6		Load Center		in. (mm) 24 (610)		
TIRES	7		Tire Type - Cushion, Solid, Pneumatic, etc. (Drive/Steer)		Pneumatic Shaped Solid / Pneumatic Shaped Solid	
	8		Tire Size (Drive/Steer)		18 x 7-8 / 140 / 55-9	
9		Wheels - Number X=Driven (Drive/Steer)		2X / 2		
10		Tread Ctr. of Tires (Drive/Steer)		in. (mm) 35 / 35.4 (889 / 898)		
DIMENSIONS	11		Mast Tilt		Std Opt Opt degrees 5F / 5B 10F / 5B 5F / 4B	
	12		Mast - Lowered Height		Std Mast in. (mm) 78 (1980)	
	13		Free Lift - Top of Fork		Std 2 Stg Limited Free Lift Mast in. (mm) 5 (140)	
	14				Opt 2 Stg Full Free Lift Mast with/without LBR in. (mm) 29 / 55 (750 / 1405)	
	15		Lift Height - Top of Fork		Std 2 Stg Limited Free Lift Mast in. (mm) 119 (3032)	
	16		Mast - Extended Height		Std Mast with/without LBR in. (mm) 168 / 142 (4262 / 3606)	
	17		Overhead Guard Height		Std/Flat Plate/Drive in Rack in. (mm) 81.5 / 77.9 / 81.5 (2070 / 1979 / 2070)	
	18		SIP to Bottom Std OHG		Nominal Std/Susp/Swivel in. (mm) 38.9 / 39.2 / 38.7 (989 / 997 / 985)	
	19		Tow Pin Height		Vertical Center of Pin in. (mm) 14.1 (360)	
	20		Overall Width		in. (mm) 41.7 (1060)	
	21		Forks		Thickness x Width x Length in. (mm) 1.6 x 3.9 x 42 (40 x 100 x 1067)	
	22		Standard Carriage Width		in. (mm) 38.5 (977)	
	23		Floor to Top of Battery Rollers		in. (mm) 7 (178)	
	24		Ground Clearance		Lowest Point (NL/RL) in. (mm) 2.8 / 2.8 (70 / 70)	
	25		Ground Clearance		Center of Truck (NL/RL) in. (mm) 3.7 / 3.5 (95 / 90)	
	26		Load Distance		Center of Wheel to Face of Forks in. (mm) 12.6 (321)	
	27		Battery Compartment		Height Std/Battery Rollers/Tall in. (mm) 23.9 / 25.4 / 26.7 (607 / 645 / 677)	
	28				Width in. (mm) 39 (990)	
29				Length in. (mm) 21.5 (546)		
30		Length to Face of Forks		Chassis Length in. (mm) 74.1 (1881)		
31		Wheelbase		in. (mm) 52.6 (1335)		
32		Right Angle Stack		in. (mm) 125.3 (3182)		
33		Equal Aisle		90° Intersecting Aisle in. (mm) 70 (1779)		
34		Outside Turning Radius		in. (mm) 61.4 (1560)		
WT.	35		Truck Weight		Without Battery (NL) lb. (kg) 5140 (2331)	
	36		Axle Loading - Drive		Static with Max. Wt. Battery (NL/RL) lb. (kg) 3641 / 8733 (1652 / 3961)	
	37		Axle Loading - Steer		Static with Max. Wt. Battery (NL/RL) lb. (kg) 3695 / 1603 (1676 / 727)	
PERFORMANCE	38		Voltage		36 48	
	39		Travel Speed		Extended Shift OFF (NL/RL) mph (km/h) 9.8 / 9.8 (15.7 / 15.7) 9.8 / 9.8 (15.7 / 15.7)	
	40				Extended Shift ON (NL/RL) mph (km/h) 8.7 / 8.7 (14.0 / 14.0) 8.7 / 8.7 (14.0 / 14.0)	
	41		Lift Speed		Std 2 Stg LFL Mast (NL/RL) ft/min (m/sec) 134 / 77 (0.68 / 0.39) 128 / 94 (0.65 / 0.48)	
	42				Opt 2 Stg FFL Mast (NL/RL) ft/min (m/sec) 120 / 75 (0.61 / 0.38) 114 / 89 (0.58 / 0.45)	
	43				Opt 3 Stg FFL Mast (NL/RL) ft/min (m/sec) 120 / 75 (0.61 / 0.38) 114 / 89 (0.58 / 0.45)	
	44				Opt 4 Stg FFL Mast (NL/RL) ft/min (m/sec) 126 / 77 (0.64 / 0.39) 120 / 91 (0.61 / 0.46)	
	45		Lower Speed		Std 2 Stg LFL Mast (NL/RL) ft/min (m/sec) 93 / 100 (0.47 / 0.51)	
	46				Opt 2 Stg FFL Mast (NL/RL) ft/min (m/sec) 77 / 91 (0.39 / 0.46)	
	47				Opt 3 Stg FFL Mast (NL/RL) ft/min (m/sec) 81 / 91 (0.41 / 0.46)	
	48				Opt 4 Stg FFL Mast (NL/RL) ft/min (m/sec) 94 / 98 (0.48 / 0.50)	
	ELECTRIC	49		Gradability		5 Minute Rating (NL/RL) % 38.4 / 26.5 34 / 25
50				60 Minute Rating (NL/RL) % 6.0 / 4.4 9.9 / 6.5		
51		Drawbar Pull		5 Minute Rating (NL/RL) lbf 2719 / 2714 (12096 / 12072) 2489 / 2437 (11072 / 10840)		
52				60 Minute Rating (NL/RL) lbf 458 / 462 (2038 / 2054) 744 / 691 (3309 / 3074)		
53		Brake		Method of Control (Service/Parking) Hydraulic / Mechanical		
54				Method of Operation (Service/Parking) Foot / Automatic		
OTHER	55		Battery		Type Lead Acid	
	56		Traction Motors (Dual)		60 Minute Rating (Each) hp (kW) 6.4 (4.8) 6.7 (5.0)	
	57		Pump Motor		15 Minute Rating hp (kW) 16.1 (12.0) 16.1 (12.0)	
	58		Traction Motors		Type/Control Method AC / Transistor	
	59		Pump Motor		Type/Control Method AC / Transistor	
	60		Number of Speeds		Traction/Pump Infinitely Variable / Infinitely Variable	
61		Step Height		in. (mm) 19.1 (484)		
62		Floor Height		Lowest Point in. (mm) 21.9 (557)		
63		Attachment Relief Pressure (Mech Levers/Mini Levers)		psi (bar) 2611 / 2248 (180 / 155)		
64		Auxiliary Oil Flow		3rd and 4th Function gal/min (l/min) 5.3 / 10.6 (20 / 40)		
65		Sound Level		Measured per ANSI B56.11.5 dB (A) 65 65		

Above specifications, unless otherwise listed, are for a standard truck without optional equipment. Right Angle Stack and Equal Intersecting Aisle dimensions provided with a 48" long and 40" wide pallet load, allowing zero clearance.

CERTIFICATION: These Hyster® lift trucks meet design specifications of Part II ANSI B56.1-1969, as required by OSHA Section 1910.178(a)(2) and also comply with Part III ANSI B56.1 - revision in effect at time of manufacture. Certification of compliance with the applicable ANSI standards appears on the lift truck.

† NOTE: Performance specifications / ratings are for truck equipped as described under Standard Equipment in this Technical Guide. Performance specifications are affected by the condition of the vehicle and how it is equipped, as well as by the nature and condition of the operating area. Specifications are subject to change and the proposed application should be discussed with your authorized Hyster Company Dealer.

J35XN SPECIFICATIONS

GENERAL	1		Manufacturer	Hyster	
	2		Model Designation	J35XN	
	3		Power	Electric	
	4		Operation	Sit	
	5		Rated Capacity	lb. (kg) 3500 (1588)	
	6		Load Center	in. (mm) 24 (610)	
TIRES	7		Tire Type - Cushion, Solid, Pneumatic, etc. (Drive/Steer)	Pneumatic Shaped Solid / Pneumatic Shaped Solid	
	8		Tire Size (Drive/Steer)	18 x 7-8 / 140 / 55-9	
	9		Wheels - Number X=Driven (Drive/Steer)	2X / 2	
	10		Tread Ctr. of Tires (Drive/Steer)	in. (mm) 35 / 35.4 (889 / 898)	
DIMENSIONS	11		Mast Tilt	Std Opt Opt degrees 5F / 5B 10F / 5B 5F / 4B	
	12		Mast - Lowered Height	Std Mast in. (mm) 78 (1980)	
	13		Free Lift - Top of Fork	Std 2 Stg Limited Free Lift Mast in. (mm) 5 (140)	
	14			Opt 2 Stg Full Free Lift Mast with/without LBR in. (mm) 29 / 55 (750 / 1405)	
	15		Lift Height - Top of Fork	Std 2 Stg Limited Free Lift Mast in. (mm) 119 (3032)	
	16		Mast - Extended Height	Std Mast with/without LBR in. (mm) 168 / 142 (4262 / 3606)	
	17		Overhead Guard Height	Std/Flat Plate/Drive in Rack in. (mm) 81.5 / 77.9 / 81.5 (2070 / 1979 / 2070)	
	18		SIP to Bottom Std OHG	Nominal Std/Susp/Swivel in. (mm) 38.9 / 39.2 / 38.7 (989 / 997 / 985)	
	19		Tow Pin Height	Vertical Center of Pin in. (mm) 14.1 (360)	
	20		Overall Width	in. (mm) 41.7 (1060)	
	21		Forks	Thickness x Width x Length in. (mm) 1.6 x 3.9 x 42 (40 x 100 x 1067)	
	22		Standard Carriage Width	in. (mm) 38.5 (977)	
	23		Floor to Top of Battery Rollers	in. (mm) 7 (178)	
	24		Ground Clearance	Lowest Point (NL/RL) in. (mm) 2.8 / 2.8 (70 / 70)	
	25		Ground Clearance	Center of Truck (NL/RL) in. (mm) 3.7 / 3.5 (95 / 90)	
	WT.	26		Load Distance	Center of Wheel to Face of Forks in. (mm) 12.6 (321)
		27		Battery Compartment	Height Std/Battery Rollers/Tall in. (mm) 23.9 / 25.4 / 26.7 (607 / 645 / 677)
		28			Width in. (mm) 39 (990)
29			Length in. (mm) 25.3 (642)		
30		Length to Face of Forks	Chassis Length in. (mm) 77.8 (1975)		
31		Wheelbase	in. (mm) 56.3 (1431)		
32		Right Angle Stack	in. (mm) 129.1 (3278)		
33		Equal Aisle	90° Intersecting Aisle in. (mm) 71.3 (1812)		
34		Outside Turning Radius	in. (mm) 65.2 (1656)		
35		Truck Weight	Without Battery (NL) lb. (kg) 5270 (2390)		
36		Axle Loading - Drive	Static with Max. Wt. Battery (NL/RL) lb. (kg) 3795 / 9573 (1721 / 4342)		
37		Axle Loading - Steer	Static with Max. Wt. Battery (NL/RL) lb. (kg) 3866 / 1588 (1754 / 720)		
PERFORMANCE	38		Voltage	36 48	
	39		Travel Speed	Extended Shift OFF (NL/RL) mph (km/h) 9.8 / 9.8 (15.7 / 15.7) 9.8 / 9.8 (15.7 / 15.7)	
	40			Extended Shift ON (NL/RL) mph (km/h) 8.7 / 8.7 (14.0 / 14.0) 8.7 / 8.7 (14.0 / 14.0)	
	41		Lift Speed	Std 2 Stg LFL Mast (NL/RL) ft/min (m/sec) 134 / 71 (0.68 / 0.36) 128 / 89 (0.65 / 0.45)	
	42			Opt 2 Stg FFL Mast (NL/RL) ft/min (m/sec) 120 / 69 (0.61 / 0.35) 114 / 85 (0.58 / 0.43)	
	43			Opt 3 Stg FFL Mast (NL/RL) ft/min (m/sec) 120 / 69 (0.61 / 0.35) 114 / 85 (0.58 / 0.43)	
	44			Opt 4 Stg FFL Mast (NL/RL) ft/min (m/sec) 126 / 73 (0.64 / 0.37) 120 / 89 (0.61 / 0.45)	
	45		Lower Speed	Std 2 Stg LFL Mast (NL/RL) ft/min (m/sec) 93 / 100 (0.47 / 0.51)	
	46			Opt 2 Stg FFL Mast (NL/RL) ft/min (m/sec) 77 / 91 (0.39 / 0.46)	
	47			Opt 3 Stg FFL Mast (NL/RL) ft/min (m/sec) 81 / 91 (0.41 / 0.46)	
	48			Opt 4 Stg FFL Mast (NL/RL) ft/min (m/sec) 94 / 98 (0.48 / 0.50)	
	ELECTRIC	49		Gradability	5 Minute Rating (NL/RL) % 36.2 / 24.3 35.0 / 25.0
50			60 Minute Rating (NL/RL) % 5.7 / 4.0 9.2 / 5.9		
51		Drawbar Pull	5 Minute Rating (NL/RL) lbf 2719 / 2712 (12093 / 12065) 2479 / 2417 (11027 / 10751)		
52			60 Minute Rating (NL/RL) lbf 457 / 460 (2035 / 2047) 733 / 672 (3261 / 2989)		
53		Brake	Method of Control (Service/Parking) Hydraulic / Mechanical		
54			Method of Operation (Service/Parking) Foot / Automatic		
55		Battery	Type Lead Acid		
56		Traction Motors (Dual)	60 Minute Rating (Each) hp (kW) 6.4 (4.8) 6.7 (5.0)		
57		Pump Motor	15 Minute Rating hp (kW) 16.1 (12.0) 16.1 (12.0)		
58		Traction Motors	Type/Control Method AC / Transistor		
OTHER	59		Pump Motor	Type/Control Method AC / Transistor	
	60		Number of Speeds	Traction/Pump Infinitely Variable / Infinitely Variable	
	61		Step Height	in. (mm) 19.1 (484)	
	62		Floor Height	Lowest Point in. (mm) 21.9 (557)	
63		Attachment Relief Pressure (Mech Levers/Mini Levers)	psi (bar) 2611 / 2248 (180 / 155)		
64		Auxiliary Oil Flow	3rd and 4th Function gal/min (l/min) 5.3 / 10.6 (20 / 40)		
65		Sound Level	Measured per ANSI B56.11.5 dB (A) 65 65		

Above specifications, unless otherwise listed, are for a standard truck without optional equipment. Right Angle Stack and Equal Intersecting Aisle dimensions provided with a 48" long and 40" wide pallet load, allowing zero clearance.

CERTIFICATION: These Hyster® lift trucks meet design specifications of Part II ANSI B56.1-1969, as required by OSHA Section 1910.178(a)(2) and also comply with Part III ANSI B56.1 - revision in effect at time of manufacture. Certification of compliance with the applicable ANSI standards appears on the lift truck.

† NOTE: Performance specifications / ratings are for truck equipped as described under Standard Equipment in this Technical Guide. Performance specifications are affected by the condition of the vehicle and how it is equipped, as well as by the nature and condition of the operating area. Specifications are subject to change and the proposed application should be discussed with your authorized Hyster Company Dealer.

J40XN SPECIFICATIONS

17

GENERAL	1		Manufacturer		Hyster		
	2		Model Designation		J40XN		
3		Power		Electric			
4		Operation		Sit			
5		Rated Capacity		lb. (kg) 4000 (1814)			
6		Load Center		in. (mm) 24 (610)			
TIRES	7		Tire Type - Cushion, Solid, Pneumatic, etc. (Drive/Steer)		Pneumatic Shaped Solid / Pneumatic Shaped Solid		
	8		Tire Size (Drive/Steer)		200 / 50-10 / 140 / 55-9		
	9		Wheels - Number X=Driven (Drive/Steer)		2X / 2		
DIMENSIONS	10		Tread Ctr. of Tires (Drive/Steer)		in. (mm) 35.7 / 35.4 (908 / 898)		
	11		Mast Tilt		Std Opt Opt degrees 5F / 5B 10F / 5B 5F / 4B		
	12		Mast - Lowered Height		Std Mast in. (mm) 78 (1980)		
	13		Free Lift - Top of Fork		Std 2 Stg Limited Free Lift Mast in. (mm) 5 (140)		
	14				Opt 2 Stg Full Free Lift Mast with/without LBR in. (mm) 29 / 55 (750 / 1405)		
	15		Lift Height - Top of Fork		Std 2 Stg Limited Free Lift Mast in. (mm) 119 (3032)		
	16		Mast - Extended Height		Std Mast with/without LBR in. (mm) 168 / 142 (4262 / 3606)		
	17		Overhead Guard Height		Std/Flat Plate/Drive in Rack in. (mm) 81.5 / 77.9 / 81.5 (2070 / 1979 / 2070)		
	18		SIP to Bottom Std OHG		Nominal Std/Susp/Swivel in. (mm) 38.9 / 39.2 / 38.7 (989 / 997 / 985)		
	19		Tow Pin Height		Vertical Center of Pin in. (mm) 14.1 (360)		
	20		Overall Width		in. (mm) 43.9 (1116)		
	21		Forks		Thickness x Width x Length in. (mm) 1.6 x 3.9 x 42 (40 x 100 x 1067)		
	22		Standard Carriage Width		in. (mm) 38.5 (977)		
	23		Floor to Top of Battery Rollers		in. (mm) 7 (178)		
	24		Ground Clearance		Lowest Point (NL/RL) in. (mm) 2.8 / 2.8 (70 / 70)		
	25		Ground Clearance		Center of Truck (NL/RL) in. (mm) 3.7 / 3.5 (95 / 90)		
	26		Load Distance		Center of Wheel to Face of Forks in. (mm) 12.6 (321)		
	27		Battery Compartment		Height Std/Battery Rollers/Tall in. (mm) 23.9 / 25.4 / 26.7 (607 / 645 / 677)		
	28				Width in. (mm) 39 (990)		
	29				Length in. (mm) 25.3 (642)		
	30		Length to Face of Forks		Chassis Length in. (mm) 77.7 (1975)		
	31		Wheelbase		in. (mm) 56.3 (1431)		
	32		Right Angle Stack		in. (mm) 129.1 (3278)		
	33		Equal Aisle		90° Intersecting Aisle in. (mm) 72.2 (1835)		
	34		Outside Turning Radius		in. (mm) 65.2 (1656)		
	WT.	35		Truck Weight		Without Battery (NL) lb. (kg) 5310 (2409)	
		36		Axle Loading - Drive		Static with Max. Wt. Battery (NL/RL) lb. (kg) 3839 / 10443 (1741 / 4737)	
		37		Axle Loading - Steer		Static with Max. Wt. Battery (NL/RL) lb. (kg) 3866 / 1262 (1754 / 572)	
PERFORMANCE	38		Voltage		36 48		
	39		Travel Speed		Extended Shift OFF (NL/RL) mph (km/h) 9.8 / 9.8 (15.7 / 15.7) 9.8 / 9.8 (15.7 / 15.7)		
	40				Extended Shift ON (NL/RL) mph (km/h) 8.7 / 8.7 (14.0 / 14.0) 8.7 / 8.7 (14.0 / 14.0)		
	41		Lift Speed		Std 2 Stg LFL Mast (NL/RL) ft/min (m/sec) 134 / 67 (0.68 / 0.34) 128 / 83 (0.65 / 0.42)		
	42				Opt 2 Stg FFL Mast (NL/RL) ft/min (m/sec) 120 / 65 (0.61 / 0.33) 114 / 81 (0.58 / 0.41)		
	43				Opt 3 Stg FFL Mast (NL/RL) ft/min (m/sec) 120 / 65 (0.61 / 0.33) 114 / 81 (0.58 / 0.41)		
	44				Opt 4 Stg FFL Mast (NL/RL) ft/min (m/sec) 126 / 71 (0.64 / 0.36) 120 / 89 (0.61 / 0.45)		
	45		Lower Speed		Std 2 Stg LFL Mast (NL/RL) ft/min (m/sec) 93 / 100 (0.47 / 0.51)		
	46				Opt 2 Stg FFL Mast (NL/RL) ft/min (m/sec) 77 / 93 (0.39 / 0.47)		
	47				Opt 3 Stg FFL Mast (NL/RL) ft/min (m/sec) 81 / 93 (0.41 / 0.47)		
	48				Opt 4 Stg FFL Mast (NL/RL) ft/min (m/sec) 94 / 98 (0.48 / 0.50)		
	ELECTRIC	49		Gradability		5 Minute Rating (NL/RL) % 36.0 / 23.6 34.0 / 21.0	
50				60 Minute Rating (NL/RL) % 5.7 / 3.9 9.2 / 5.6			
51		Drawbar Pull		5 Minute Rating (NL/RL) lbf 2719 / 2712 (12093 / 12062) 2479 / 2409 (11027 / 10716)			
52				60 Minute Rating (NL/RL) lbf 457 / 460 (2034 / 2044) 733 / 663 (3261 / 2949)			
53		Brake		Method of Control (Service/Parking) Hydraulic / Mechanical			
54				Method of Operation (Service/Parking) Foot / Automatic			
55		Battery		Type Lead Acid			
56		Traction Motors (Dual)		60 Minute Rating (Each) hp (kW) 6.4 (4.8) 6.7 (5.0)			
OTHER	57		Pump Motor		15 Minute Rating hp (kW) 16.1 (12.0) 16.1 (12.0)		
	58		Traction Motors		Type/Control Method AC / Transistor		
	59		Pump Motor		Type/Control Method AC / Transistor		
	60		Number of Speeds		Traction/Pump Infinitely Variable / Infinitely Variable		
	61		Step Height		in. (mm) 19.1 (484)		
	62		Floor Height		Lowest Point in. (mm) 21.9 (557)		
	63		Attachment Relief Pressure (Mech Levers/Mini Levers)		psi (bar) 2611 / 2248 (180 / 155)		
	64		Auxiliary Oil Flow		3rd and 4th Function gal/min (l/min) 5.3 / 10.6 (20 / 40)		
65		Sound Level		Measured per ANSI B56.11.5 dB (A) 65 65			

Above specifications, unless otherwise listed, are for a standard truck without optional equipment. Right Angle Stack and Equal Intersecting Aisle dimensions provided with a 48" long and 40" wide pallet load, allowing zero clearance.

CERTIFICATION: These Hyster® lift trucks meet design specifications of Part II ANSI B56.1-1969, as required by OSHA Section 1910.178(a)(2) and also comply with Part III ANSI B56.1 - revision in effect at time of manufacture. Certification of compliance with the applicable ANSI standards appears on the lift truck.

† NOTE: Performance specifications / ratings are for truck equipped as described under Standard Equipment in this Technical Guide. Performance specifications are affected by the condition of the vehicle and how it is equipped, as well as by the nature and condition of the operating area. Specifications are subject to change and the proposed application should be discussed with your authorized Hyster Company Dealer.



MAST DIMENSIONS/BATTERY SPECIFICATIONS

J30-40XNT/XN MAST DIMENSIONS

Maximum Fork Height (TOF)	Overall Lowered Ht.	Overall Extended Height w/ Load Backrest	Overall Extended Height w/o Load Backrest	Free-Lift (TOF) w/Load Backrest	Free-Lift (TOF) w/o Load Backrest
in. (mm)	in. (mm)	in. (mm)	in. (mm)	in. (mm)	in. (mm)
2-STAGE LIMITED FREE-LIFT (LFL) VISTA® MAST					
119 (2032)	78 (1980)	168 (4262)	142 (3606)	5 (140)	5 (140)
127 (3232)	82 (2080)	176 (4462)	150 (3806)	5 (140)	5 (140)
2-STAGE FULL FREE-LIFT (FFL) VISTA® MAST					
118 (3018)	78 (1980)	168 (4262)	143 (3613)	29 (750)	55 (1405)
126 (3218)	82 (2080)	176 (4462)	151 (3813)	33 (850)	59 (1505)
138 (3518)	88 (2230)	188 (4768)	162 (4113)	39 (1000)	65 (1655)
3-STAGE FULL FREE-LIFT (FFL) VISTA® MAST					
175 (4450)	78 (1980)	224 (5025)	198 (5025)	29 (750)	55 (1405)
187 (4750)	82 (2080)	236 (5325)	210 (5325)	33 (850)	59 (1505)
192 (4900)	84 (2130)	238 (5375)	212 (5375)	35 (900)	61 (1555)
198 (5050)	88 (2230)	248 (5625)	222 (5625)	39 (1000)	65 (1655)
216 (5500)	94 (2380)	265 (6075)	240 (6075)	45 (1150)	71 (1805)
4-STAGE FULL FREE-LIFT (FFL) VISTA® MAST					
241 (6121)	84 (2121)	291 (7380)	265 (6721)	34 (873)	59 (1511)
259 (6578)	90 (2273)	309 (7837)	283 (7179)	40 (1025)	65 (1663)

BATTERY AND COMPARTMENT SPECIFICATIONS

J30XNT/XN with 21.5" Long Compartment

Battery Compartment Dimensions				Battery Dimensions and Specifications										
Compartment Type	Width	Length	Height	"X"		"Y"		"Z"	Volts	No. of Cells	Plates per Cell	"Max Capacity 6 Hour Rate"	Weight	
				Min	Max	Min	Max	Max					Min	Max
	in (mm)			in (mm)					amp hr (kwh)		lb (kg)			
With Auxiliary CTWT Platform	39 (990)	21.5 (546)	23.9 (607)	38.2 (970)	38.8 (986)	20 (508)	21.2 (539)	23.4 (594)	36	18	17	880 (30.6)	1700 (771)	2200 (998)
With Battery Rollers			25.4 (645)					24.9 (632)	36	18	17	880 (30.6)	1700 (771)	2200 (998)
Without Auxiliary CTWT Platform			26.7 (677)					26.1 (664)	36	18	17	880 (30.6)	2000 (907)	2500 (1134)

J35-40XNT/XN with 25.3" Long Compartment

Battery Compartment Dimensions				Battery Dimensions and Specifications										
Compartment Type	Width	Length	Height	"X"		"Y"		"Z"	Volts	No. of Cells	Plates per Cell	"Max Capacity 6 Hour Rate"	Weight	
				Min	Max	Min	Max	Max					Min	Max
	in (mm)			in (mm)					amp hr (kwh)		lb (kg)			
With Auxiliary CTWT Platform	39 (990)	25.3 (642)	23.9 (607)	38.2 (970)	38.8 (986)	23.5 (597)	25 (635)	23.4 (594)	36	18	21	1100 (38.2)	2100 (953)	2400 (1089)
With Battery Rollers			25.4 (645)					24.9 (632)	36	18	21	1100 (38.2)	2100 (953)	2400 (1089)
Without Auxiliary CTWT Platform			26.7 (677)					26.1 (664)	36	18	21	1100 (38.2)	2500 (1134)	2800 (1270)

Battery Connector: 350 Amp 36 Volt=Gray 48 Volt=Blue
 Battery Lead: Length 20" (508 mm), Position "A", 2/0 AWG
 Battery Type: "EO" Without Cover



Safelite

and" CUSTOMER

DA

GREAT !!!

BELRON
US

HYSTER

HYSTER40

STANDARD EQUIPMENT

- 2 Stage Limited Free Lift (LFL) Mast with Maximum Fork Height of 119"
- 5° Forward / 5° Back Mast Tilt
- 38.5" Wide Class II Carriage with 48" High Load Backrest Extension
- 42" (1067mm) Long Forks
- Pneumatic Shaped Solid Drive Tire and Steer Tire
- Battery Compartment Size
 - 21.5" for the J30XNT/XN
 - 25.3" for the J35-40XNT/XN
- Lift Out Battery Extraction
- 350 Amp / Gray Connector
- 36 Volt Electrical System
- Standard Construction
- UL Classification Type "E"
- Key Switch Start
- 81.5" Grid Style Overhead Guard
- MONOTROL™ Foot Direction Control
- 3 Function Hydraulic Control Valve with Seat Side Mechanical Levers
- 12" Steering Wheel with Integral Spinner Knob and Tilt Column
- Vinyl Non-Suspension Seat
- Hydrostatic Steer System
- AC Traction and Pump Motors (Completely Brushless)
- Transistor Drive and Pump Control
- Advanced VSM (Vehicle System Manager)
- Dual Drive Motors
- Wet Disc Brakes
- Automatic Park Brake
- Power Assist Braking
- On-Demand Hydrostatic Power Assist Steering
- Fully Integrated CANbus Communication
- Progressive Thermal Management System
- ADS (Auto Deceleration System)
- Regenerative Braking
- Multi-Function Display
 - Battery State of Charge with Low Battery Lift Interrupt
 - Hour Meter
 - Performance Mode Indicator
 - Fault Indicator (Audible & Visible)
 - 4 Operator Selectable, Programmable Performance Modes
- Easy Ingress / Egress with Low Step Height and Contoured Handhold
- Operator Convenience Station – Storage Areas, Beverage & Clipboard Holders
- Adjustable Tilt Steering Column with Low Profile Cowl for Excellent Visibility
- Anti Cinch Operator Restraint System
- Operator Presence System (OPS)
- Cushioned Floormat
- Static Strap
- Tow Pin
- Seaside Power Disconnect Button
- Battery Side Covers
- On-Board Software
 - Program, Test & Diagnose
 - Password Protected
- Electronic Horn with Integral Relay (Long Life / No Adjustments)
- Operating Manual
- 12 Month / 2,000 Hour Full Truck Warranty
- 24 Month / 4,000 Hour Powertrain Warranty

OPTIONAL EQUIPMENT

- Optional Equipment
- Side Extraction Battery Removal with Rollers
 - 48 Volt Electrical System
 - Application / Environmental Construction
 - Cooler/Freezer Package
 - SUBZERO Freezer Package
 - UL Classification Type "EE"
 - 4 Function Hydraulic Control Valve
 - TouchPoint Hydraulic Mini-levers
 - Available with 2-stage Limited Free Lift (LFL) and 2-, 3- or 4-stage Full Free Lift (FFL) Masts
 - Carriage with Integral Sideshift
 - Mast Tilt Option – 10° Forward / 5° Back
 - Mast Tilt Option – 5° Forward / 4° Back
 - Return to Set Tilt (RTST)
 - Hydraulic Attachment Extension Tubes with or without Quick Disconnect Fittings
 - Non-Suspension Seat (Cloth)
 - Full Suspension Seat (Vinyl or Cloth)
 - Swivel Seat, Full Suspension (Vinyl or Cloth)
 - 77.9" Flat Plate Overhead Guard
 - 81.5" Drive-In Rack Grid Style Overhead Guard
 - Keyless Start (with Auxiliary Key Switch)
 - Seat Side Directional Control
 - Telescopic Steering Column with Tilt Memory
 - Various Light Packages:
 - Halogen Glass Lens Work Lights
 - a. Full Light Package – 2) Front & 1) Rear Work Lights with 2) LED Brake / Tail / Back-Up
 - b. 2) Front & 1) Rear Work Lights
 - LED Plastic Lens Work Lights
 - a. Full LED Light Package – 2) Front LED Wk Lights & 1) Rear LED Wk Light with 2) LED Brake / Tail / Back-Up
 - b. 2) Front & 1) Rear LED Work Lights
 - Brake and Tail Lights
 - a. 2) LED Brake / Tail / Back-Up
 - LED Dome / Reading Light
 - Audible Reverse Activated Alarm
 - Visible Amber Strobe Light – Continuous Activated, Overhead Guard Mounted
 - Rubber Cushion Smooth Tread Drive Tire and Steer Tire
 - Rear Drive Handle with Horn Button
 - Mirrors - Dual Rear View – LH & RH OHG Side Mounted
 - Mirror - Single Panoramic – OHG Mounted
 - Fire Extinguisher – 2.5 lb Dry Chemical
 - Load Weight Indicator
 - Impact Monitor
 - Operator Password Start Interlock Operator Daily Checklist
 - System Monitor – Hydraulic Low Fluid Level Indicator and Hydraulic Filter Service Indicator
 - Programmable Maintenance Reminder



It's not just about the lift trucks.

Any company worth its weight knows success has just as much to do with the support before and after the sale as the sale itself. We pride ourselves on being more than just a lift truck manufacturer. Through our Dealer Network, we're also fleet managers, parts suppliers, capital procurement specialists and trainers. You'll find that when it comes to service, we do it all.

Hyster Fleet Services

As much as we'd like for your entire fleet to be Hyster, we know that's not always the case. But just because you also operate other brands doesn't mean we can't manage your lift truck maintenance and replacement plan. We can analyze your current fleet or provide summary of your fleet history and a cost-effective proposal for replacement and scheduled maintenance of all your vehicles. Once this initial review is complete, we'll continue to monitor your fleet to ensure it's performing optimally.

UNISOURCE™ Parts Program

In addition to providing fleet management for a variety of brands, we can also serve as your source of parts for all your lift trucks. With the Hyster UNISOURCE parts and service program, we offer approximately 2 million part number crosses for most brands of materials handling and other in-plant mobile equipment. UNISOURCE also has remanufactured parts that provide the same quality and guarantee but at a lower price. And we can deliver parts to you in less than 24 hours, any day of the week. How's that for convenience?

Rental Products

At Hyster Company, we're always looking for ways to help you keep your productivity up. Through the Hyster Dealer Network, you can access rental equipment for the times when leasing or buying isn't a practical option. Your local Hyster Dealer has access to over 14,000 units that are available for short- or long-term rental. Whether you need one truck to substitute for a vehicle that's being serviced or several lift trucks to accommodate seasonal changes in your business, we'll help you maintain output in a cost-effective manner.

Hyster Capital

We know that financing new additions to your fleet can sometimes be challenging. That's why your Hyster Dealer has a long list of ways for you to fund your purchase. We are skilled in arranging solutions for special financing requirements, taking the difficulties out of buying the equipment you need. Whether you purchase or lease a new or used lift truck, Hyster Capital offers better service and competitive rates, ensuring you receive the value you deserve.

Special Products Engineering Department (SPED)

In a perfect world, every application could be handled with a standard lift truck. However, in the real world, different materials require different handling. That's why Hyster Company's Special Products Engineering Department works with you to customize* your lift trucks. From strobe lights to specially made forks, SPED can provide you with the tools you require to get the job done right.

** May be subject to an additional charge. Contact your local authorized Hyster Dealer for more information.*

Automated Warehouse Solutions

As society's technological capabilities advance, we strive to find practical applications. One of our most recent innovations in that pursuit is our development of automated warehouse solutions. We can help you determine if your operation would benefit from this type of system, which improves inventory accuracy, warehouse productivity and safety records, as it reduces maintenance and overtime.

Operator and Service Training


Hyster Company recognizes that proper training is a key element of a profitable company. That's why your local authorized Hyster Dealer offers a training program for your lift truck operators as well as those who maintain your vehicles. Proper education in running and servicing lift trucks cuts down on the number of repairs and risk of injuries due to accidents while increasing productivity. All of our trainers are professionals with experience in materials handling.





Hyster Company
P.O. Box 7006
Greenville, North Carolina
27835-7006
Part No. J30-40XNT/XN/BTG
6/2010 Litho in U.S.A.

**Visit us online at www.hysteramericas.com
or call us at 1-800-HYSTER-1.**

Hyster, , Fortis, and MONOTROL are registered trademarks of Hyster Company.
Hyster products are subject to change without notice.

The Hyster Company products included in this document may be covered by U.S. Patent 6,684,148 and other patents pending.
Truck on cover shown with optional equipment. ©2010 Hyster Company. All rights reserved.

